


DORY COSTUME

inspired by

Disney · PIXAR
**FINDING
DORY**



MATERIALS:

blue beanie
blue turtleneck
yellow skirt
yellow tights
yellow shoes
fabric paint

paint brushes
felt in different colors
hot glue gun
scissors



1
Paint yellow and black "fins" on turtleneck sleeves.



2
Paint black curves on turtleneck.




3
Paint black stripes on the sides of the skirt.



4
Cut out tag shape in orange felt.



5
Cut out eye shapes in white, purple and black felt.



6
Glue eye pieces together on the beanie. Put on costume!

On Digital HD &  Disney Movies Anywhere October 25
On Blu-ray™ November 15

©2016 Disney/Pixar

PG

HANK COSTUME

inspired by


Disney • PIXAR
**FINDING
DORY**




MATERIALS:

orange long sleeve shirt
orange pants
orange shoes
umbrella
pom poms
scissors

glue gun
pen
felt



1 Draw an octopus arm on felt.



2 Cut out arm.



3 Glue pom poms on arms.



4 Repeat steps to make seven arms.



5 Glue arms on umbrella.



6 Put on costume!

On Digital HD &  Disney Movies Anywhere October 25
On Blu-ray™ November 15

©2016 Disney/Pixar

PG

NEMO COSTUME

inspired by

Disney · PIXAR
**FINDING
DORY**




MATERIALS:

orange beanie
orange shirt
orange leggings
white sandals
orange, white and black felt
scissors


orange ribbon
white, black and orange tulle
white and black fabric paint
paint brushes
glue gun




1
Paint white and black stripes on shirt.



2
Cut circles out of felt to form eyes.




3
Glue eyes on beanie.



4
Take the ribbon and tie two knots 12 inches from each end.



5
Tie tulle along ribbon starting from one knot and ending at the other.



6
Tie ends together to make a tutu.
Put on costume!

On Digital HD &  Disney Movies Anywhere October 25
On Blu-ray™ November 15

©2016 Disney/Pixar

PG