

Disney MOANA

NOVEMBER 23

IN 3D AND REAL D 3D

HELP MOANA FIND MAUI




MEMORY MATCH

Have an adult cut out the cards from all six pages. Fold each card on the indicated line and glue or tape the inside to make a two-sided card with the logo on one side and the character on the other. Place the cards character side down on a smooth surface and mix them up. Turn over two cards at a time to see if they match. If they don't, turn them face down again. Take turns turning over cards using your memory to recall where a matching card may be located. The person who matches the most pairs wins!



FOLD





FOLD



FOLD




FOLD



FOLD



FOLD



PG

©DISNEY




MEMORY MATCH


Have an adult cut out the cards from all six pages. Fold each card on the indicated line and glue or tape the inside to make a two-sided card with the logo on one side and the character on the other. Place the cards character side down on a smooth surface and mix them up. Turn over two cards at a time to see if they match. If they don't, turn them face down again. Take turns turning over cards using your memory to recall where a matching card may be located. The person who matches the most pairs wins!





FOLD



FOLD



FOLD



FOLD



FOLD




MEMORY MATCH




Have an adult cut out the cards from all six pages. Fold each card on the indicated line and glue or tape the inside to make a two-sided card with the logo on one side and the character on the other. Place the cards character side down on a smooth surface and mix them up. Turn over two cards at a time to see if they match. If they don't, turn them face down again. Take turns turning over cards using your memory to recall where a matching card may be located. The person who matches the most pairs wins!




FOLD



FOLD



FOLD




MEMORY MATCH

Have an adult cut out the cards from all six pages. Fold each card on the indicated line and glue or tape the inside to make a two-sided card with the logo on one side and the character on the other. Place the cards character side down on a smooth surface and mix them up. Turn over two cards at a time to see if they match. If they don't, turn them face down again. Take turns turning over cards using your memory to recall where a matching card may be located. The person who matches the most pairs wins!



FOLD





FOLD



DE G TVEE ONV DE NI

NOVEMBER 23

Disney Moana



DE G TVEE ONV DE NI


NOVEMBER 23

Disney Moana

FOLD



FOLD



IN 3D AND REAL D 3D

NOVEMBER 23

Disney Moana



MEMORY MATCH


Have an adult cut out the cards from all six pages. Fold each card on the indicated line and glue or tape the inside to make a two-sided card with the logo on one side and the character on the other. Place the cards character side down on a smooth surface and mix them up. Turn over two cards at a time to see if they match. If they don't, turn them face down again. Take turns turning over cards using your memory to recall where a matching card may be located. The person who matches the most pairs wins!



FOLD



FOLD



FOLD



FOLD



MEMORY MATCH

Have an adult cut out the cards from all six pages. Fold each card on the indicated line and glue or tape the inside to make a two-sided card with the logo on one side and the character on the other. Place the cards character side down on a smooth surface and mix them up. Turn over two cards at a time to see if they match. If they don't, turn them face down again. Take turns turning over cards using your memory to recall where a matching card may be located. The person who matches the most pairs wins!




FOLD




FOLD




FOLD



FOLD



FOLD



MOANA BOOKMARKS

HAVE AN ADULT HELP YOU CUT OUT THE BOOKMARK ALONG THE DOTTED LINES. FOLD THE BOOKMARK IN HALF USING SOME GLUE TO SECURE THE SIDES TOGETHER.



PG

©DISNEY

MOANA BOOKMARKS

HAVE AN ADULT HELP YOU CUT OUT THE BOOKMARK ALONG THE DOTTED LINES. FOLD THE BOOKMARK IN HALF USING SOME GLUE TO SECURE THE SIDES TOGETHER.



PG

©DISNEY

MOANA BOOKMARKS

HAVE AN ADULT HELP YOU CUT OUT THE BOOKMARK ALONG THE DOTTED LINES. FOLD THE BOOKMARK IN HALF USING SOME GLUE TO SECURE THE SIDES TOGETHER.



PG

©DISNEY


MOANA BOOKMARKS

HAVE AN ADULT HELP YOU CUT OUT THE BOOKMARK ALONG THE DOTTED LINES. FOLD THE BOOKMARK IN HALF USING SOME GLUE TO SECURE THE SIDES TOGETHER.



Disney MOANA

NOVEMBER 23
IN 3D AND REAL D 3D



PG
PARENTS STRONGLY CAUTIONED

©DISNEY



Disney
MOANA

NOVEMBER 23

IN 3D AND REAL D 3D



©DISNEY

PG



Disney MOANA

NOVEMBER 23
IN 3D AND REAL D 3D



MAUI

PG
PARENTS STRONGLY CAUTIONED

©DISNEY

Disney MOANA

NOVEMBER 23
IN 3D AND REAL D 3D

HEIHI



PUA


PG
PARENTS STRONGLY CAUTIONED

Disney
MOANA

NOVEMBER 23

IN 3D AND REAL D 3D

MOANA



PG
PARENTAL STRONG
RECOMMENDED

©DISNEY

Disney
MOANA
NOVEMBER 23
IN 3D AND REAL D 3D



PG

©DISNEY