

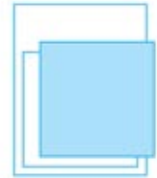
# Cootie Catcher

## Assembly Instructions

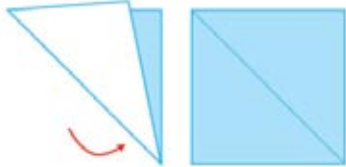
01. Using scissors, cut out piece on solid lines.



02. Remove your cootie catcher square.



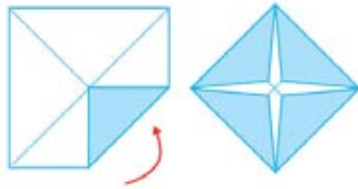
03. Fold your square, printed side in, corner to corner to create a diagonal crease.



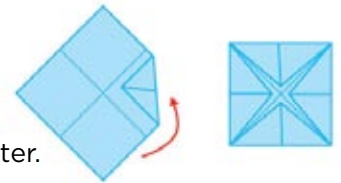
04. Repeat with opposite side.



05. Turn your square over, then fold each of the four corners in so their points touch the center.



06. Turn your square back over. Again, fold each of the four corners so their points touch the center.



07. Fold your square in half. Unfold and fold in half the other way.



08. Slide your thumbs and index fingers under the four flaps.




09. Pinch together to create the flower like shape of your cootie catcher.



10. Playing instructions:

- Have a player choose a number from those represented by icons on the top panels.
- Open and close the cootie catcher counting out the number selected.
- The player selects one of the two colors inside.
- Open the panel under the chosen color and reveal the saying.
- Play again and again.

# DREAMWORKS SHREK



© 2016 DreamWorks Animation LLC. All Rights Reserved. © 2016 Twentieth Century Fox Home Entertainment LLC. All Rights Reserved. TWENTIETH CENTURY FOX, FOX and associated logos are trademarks of Twentieth Century Fox Film Corporation and its related entities.



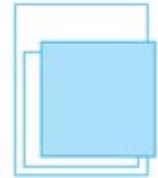
# Cootie Catcher

## Assembly Instructions

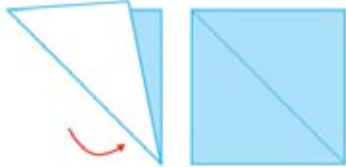
01. Using scissors, cut out piece on solid lines.



02. Remove your cootie catcher square.



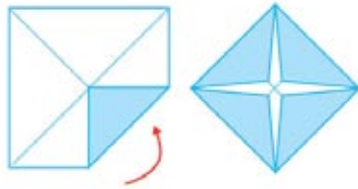
03. Fold your square, printed side in, corner to corner to create a diagonal crease.



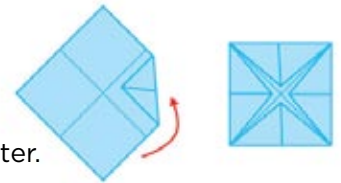
04. Repeat with opposite side.



05. Turn your square over, then fold each of the four corners in so their points touch the center.



06. Turn your square back over. Again, fold each of the four corners so their points touch the center.



07. Fold your square in half. Unfold and fold in half the other way.



08. Slide your thumbs and index fingers under the four flaps.



09. Pinch together to create the flower like shape of your cootie catcher.



10. Playing instructions:

- Have a player choose a number from those represented by icons on the top panels.
- Open and close the cootie catcher counting out the number selected.
- The player selects one of the two colors inside.
- Open the panel under the chosen color and reveal the saying.
- Play again and again.


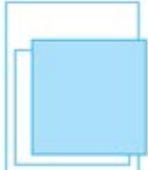
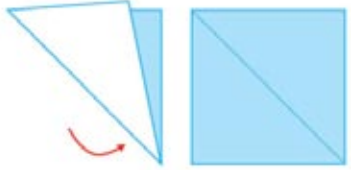

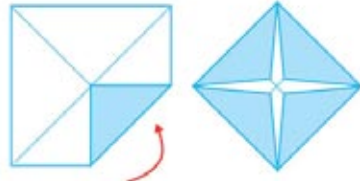
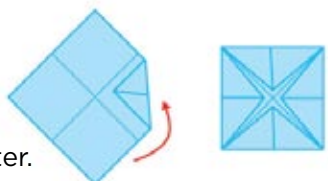



# DREAMWORKS SHREK





# Cootie Catcher

## Assembly Instructions

<p>01. Using scissors, cut out piece on solid lines.</p> 	<p>02. Remove your cootie catcher square.</p> 
<p>03. Fold your square, printed side in, corner to corner to create a diagonal crease.</p> 	<p>04. Repeat with opposite side.</p> 
<p>05. Turn your square over, then fold each of the four corners in so their points touch the center.</p> 	<p>06. Turn your square back over. Again, fold each of the four corners so their points touch the center.</p> 
<p>07. Fold your square in half. Unfold and fold in half the other way.</p> 	<p>08. Slide your thumbs and index fingers under the four flaps.</p> 
<p>09. Pinch together to create the flower like shape of your cootie catcher.</p> 	<p>10. Playing instructions:</p> <ul style="list-style-type: none"> <li>• Have a player choose a number from those represented by icons on the top panels.</li> <li>• Open and close the cootie catcher counting out the number selected.</li> <li>• The player selects one of the two colors inside.</li> <li>• Open the panel under the chosen color and reveal the saying.</li> <li>• Play again and again.</li> </ul>

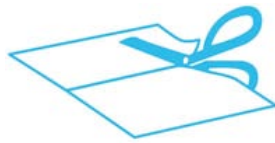
# DREAMWORKS SHREK



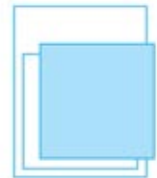
# Cootie Catcher

## Assembly Instructions

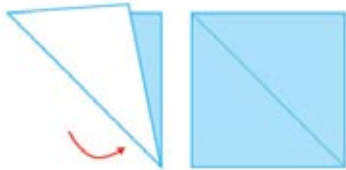
01. Using scissors, cut out piece on solid lines.



02. Remove your cootie catcher square.



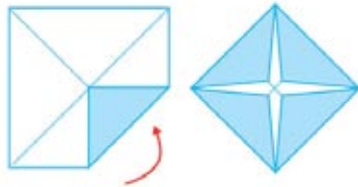
03. Fold your square, printed side in, corner to corner to create a diagonal crease.



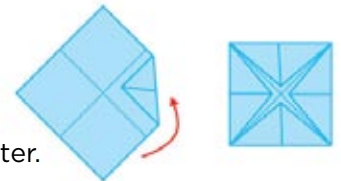
04. Repeat with opposite side.



05. Turn your square over, then fold each of the four corners in so their points touch the center.



06. Turn your square back over. Again, fold each of the four corners so their points touch the center.



07. Fold your square in half. Unfold and fold in half the other way.



08. Slide your thumbs and index fingers under the four flaps.



09. Pinch together to create the flower like shape of your cootie catcher.



10. Playing instructions:

- Have a player choose a number from those represented by icons on the top panels.
- Open and close the cootie catcher counting out the number selected.
- The player selects one of the two colors inside.
- Open the panel under the chosen color and reveal the saying.
- Play again and again.



# DREAMWORKS SHREK




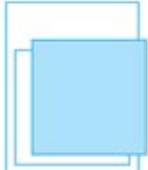
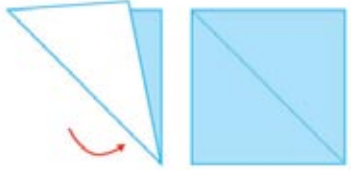

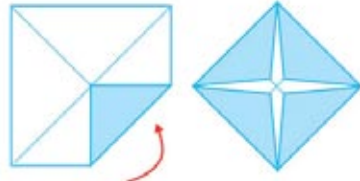
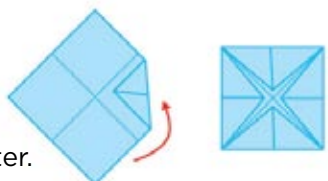



© 2016 DreamWorks Animation LLC. All Rights Reserved. © 2016 Twentieth Century Fox Home Entertainment LLC. All Rights Reserved. TWENTIETH CENTURY FOX, FOX and associated logos are trademarks of Twentieth Century Fox Film Corporation and its related entities.





# Cootie Catcher

## Assembly Instructions

<p>01. Using scissors, cut out piece on solid lines.</p> 	<p>02. Remove your cootie catcher square.</p> 
<p>03. Fold your square, printed side in, corner to corner to create a diagonal crease.</p> 	<p>04. Repeat with opposite side.</p> 
<p>05. Turn your square over, then fold each of the four corners in so their points touch the center.</p> 	<p>06. Turn your square back over. Again, fold each of the four corners so their points touch the center.</p> 
<p>07. Fold your square in half. Unfold and fold in half the other way.</p> 	<p>08. Slide your thumbs and index fingers under the four flaps.</p> 
<p>09. Pinch together to create the flower like shape of your cootie catcher.</p> 	<p>10. Playing instructions:</p> <ul style="list-style-type: none"> <li>• Have a player choose a number from those represented by icons on the top panels.</li> <li>• Open and close the cootie catcher counting out the number selected.</li> <li>• The player selects one of the two colors inside.</li> <li>• Open the panel under the chosen color and reveal the saying.</li> <li>• Play again and again.</li> </ul>

# DREAMWORKS SHREK



© 2016 DreamWorks Animation LLC. All Rights Reserved. © 2016 Twentieth Century Fox Home Entertainment LLC. All Rights Reserved. TWENTIETH CENTURY FOX, FOX and associated logos are trademarks of Twentieth Century Fox Film Corporation and its related entities.

